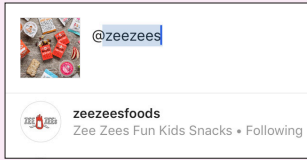


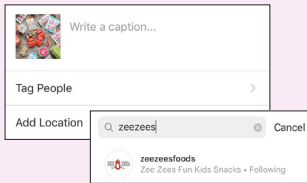
How To Tag @ZeeZeesFoods On Social Media

Tag Us On Instagram



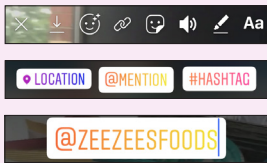
Type **@ZeeZees** or **@ZeeZeesFoods** and when prompted, select our account.
Be sure to make your account and your stories public.

OR



Click "Tag People". Type in **Zee Zees** or **ZeeZeesFoods** and when prompted, select our account.
Be sure to make your account and your stories public.


OR



Tag in Stories: Select the square smiley icon, then the @MENTION icon, and type **ZeeZeesFoods** and then select Done.
Be sure to make your stories public.

[instagram.com/zeezeesfoods](https://www.instagram.com/zeezeesfoods)

Tag Us On TikTok



Click the "Stickers" button, then select "@Mention". Type **ZeeZeesFoods**. Click our account profile when it shows up as an account option to tag.
Be sure to make your account public.

[tiktok.com/@zeezeesfoods](https://www.tiktok.com/@zeezeesfoods)

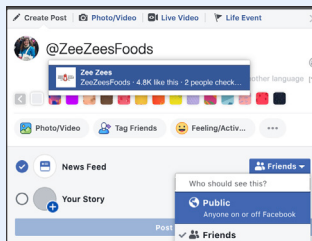
Tag Us On Twitter



Type **@ZeeZeesFoods** or **@ZeeZees** and when prompted, select our Zee Zees account.
Be sure to make your account public.

twitter.com/zeezeesfoods

Tag Us On Facebook



Tag Type: Type **@ZeeZeesFoods** or **@ZeeZees** and when prompted, select our Zee Zees page.
Be sure to mark your post as "Public".

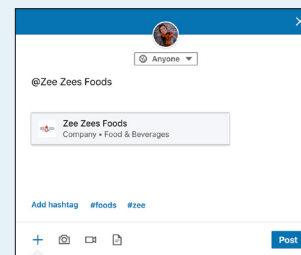
OR



Tag An Image: Select the "Tag" button on your uploaded image. Click on the image and type **Zee Zees** or **Zee Zees Foods**.
Be sure to mark your post as "Public".

[facebook.com/zeezeesfoods](https://www.facebook.com/zeezeesfoods)

Tag Us On LinkedIn



Type **@Zee Zees Foods** (with spaces) and when prompted select our account.
Be sure to mark your post as visible to "Anyone".

[linkedin.com/company/I0838618](https://www.linkedin.com/company/I0838618)